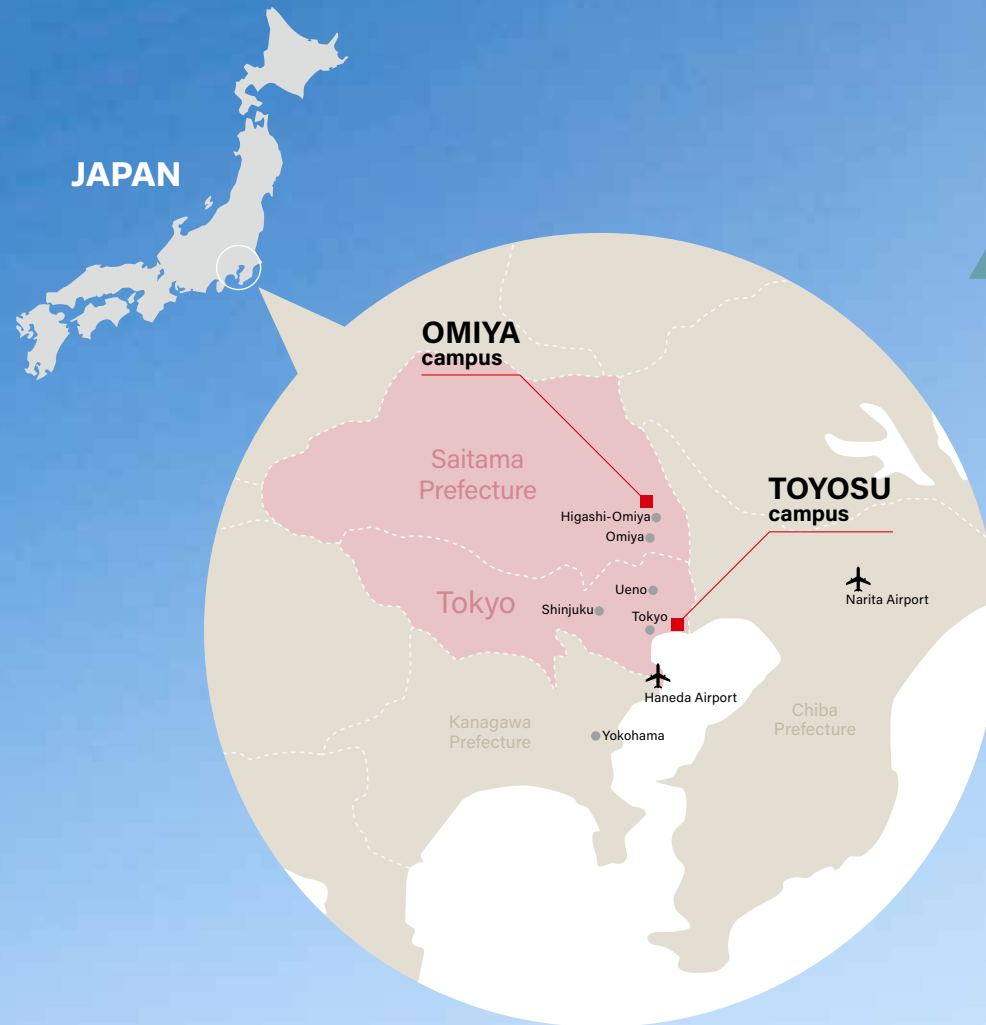


Guide to studying at SIT



Locations



Established
in
1927

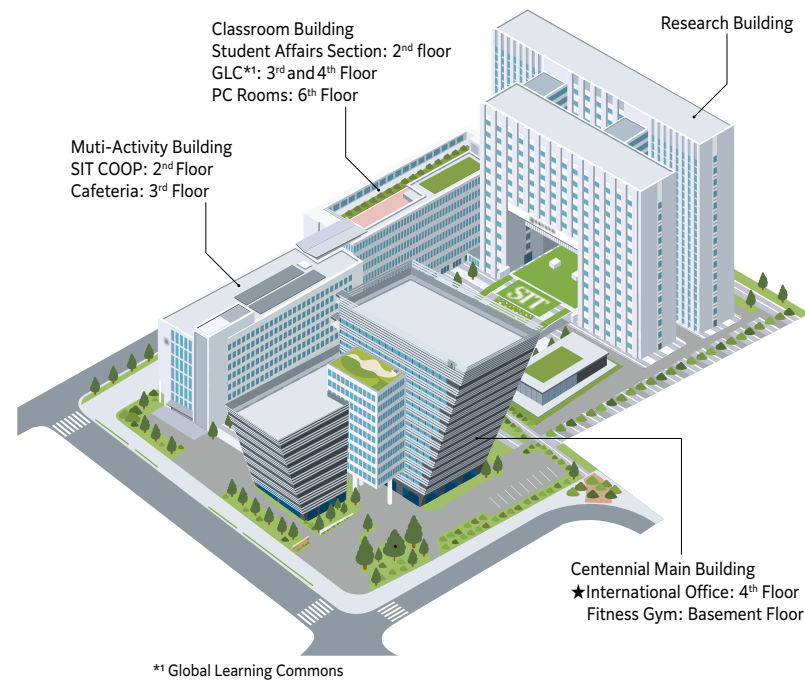
Number of
post-graduate students
1,800+

Number of
partner
universities
180+

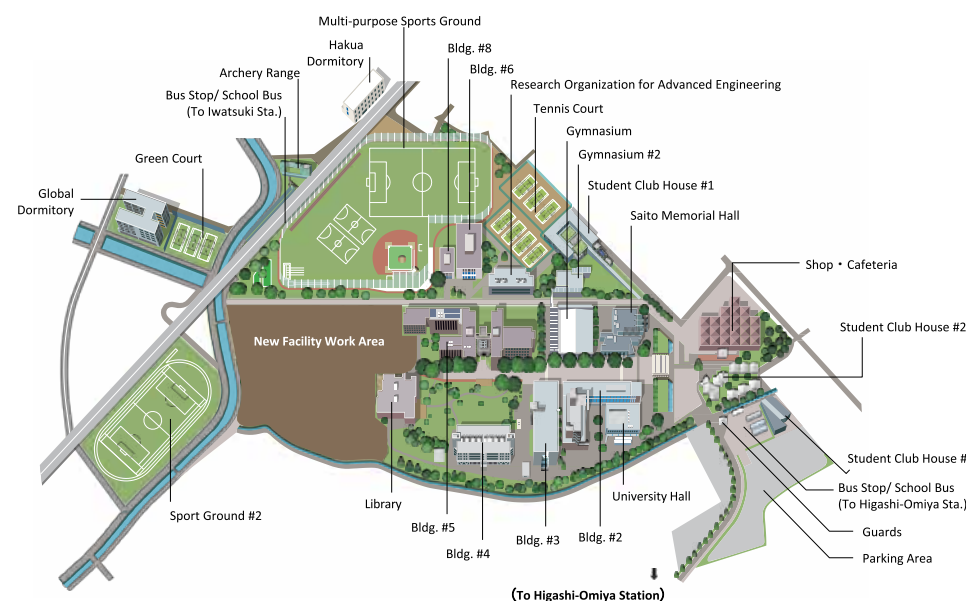
Number of
undergraduate students
7,800+

Campus Map

TOYOSU campus



OMIYA campus



SIT's Mission

University Mission

Nurturing scientists and engineers who learn from the world and contribute to the world

Centennial SIT Action

Targets to be achieved for 100th anniversary of SIT's founding in 2027

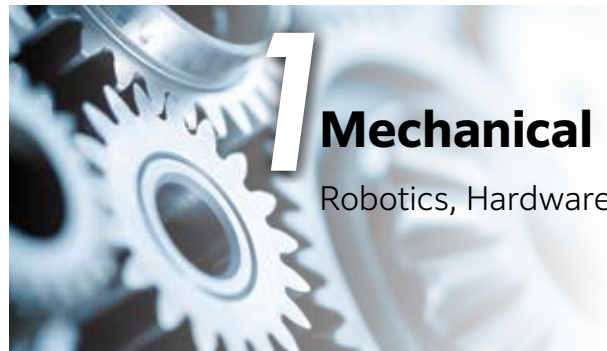


Academic Fields

7 MAJOR ACADEMIC FIELDS

1 Mechanical

Robotics, Hardware, Automotive



2 Bio/Life Science

Biotechnology, Medical, Health



3 Materials/Applied Chemistry

Chemical, Material, Ecology



4 Electrical/Electronic/Information

Network, Multi-media, Software, Communication



5 Mathematical Sciences

Algebra, Geometry, Calculus, Statistics



6 Architecture/Civil Engineering

Safety and Disaster prevention, Urban Environment, Architecture and Design



7 Design

Product Design, User Interface (UI) Design



<https://www.shibaura-it.ac.jp/en/research/image.html>



English-based Degree Program

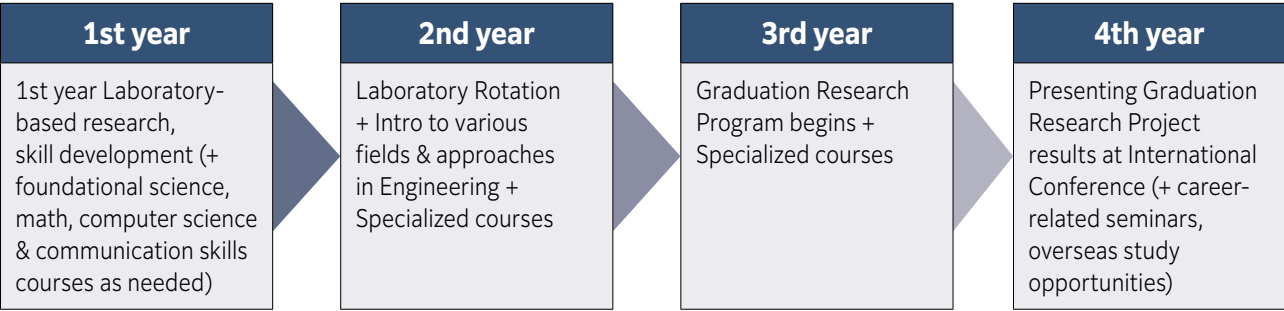
Undergraduate Program

IGP Innovative Global Program (Bachelor's)

The Innovative Global Program, IGP, at SIT's College of Engineering opens in September 2020 with the aim of fostering leaders who are not just specialists, but possess broad knowledge and a global perspective, also capable of responding flexibly in interdisciplinary research that fuses different fields, and who are capable of leading international teams. In addition to providing a degree in English, the IGP has the following features:

- Students are able to engage in cutting-edge research under the guidance of faculty supervisors from the time they enter the program.
- Rotation of laboratories allows students to study not only one major but also multiple fields of study.
- Flexibility to study interdisciplinary fields in response to the progress of global technological innovations.

Program Flow



Post-graduation

IGP offers students who aim to progress to graduate school at SIT an opportunity to experience overseas study for several months or a year. Depending on the individual student's career plans, IGP prepares students for graduate school or to seek employment in Japan or overseas.

Program Duration and Admission Intake

	Bachelor's Program
Standard Length	4 years
Fall Enrollment	Start from mid-September

<https://igp.shibaura-it.ac.jp/>



Graduate Program (Master's/Doctor's)

Graduate school students will deepen their skills and knowledge that they have gained in their undergraduate education, act and think proactively, and prepare for being an expert in the field they pursue. Students apply and enroll in the program after receiving acceptance letter from their preferred supervisor, and then join the laboratory to engage in practical activities.

Robotics

Energy

Urban and Environment

Mechanical

Chemical

Architecture and Design

Network

Material

Society

Multi-media

Biotechnology

Product Design

Software

Medical

Information Design

Hardware

Health

Interdisciplinary

Communication

Ecology

Foundation

Automotive

Safety and Disaster prevention

Education

Aerospace

Program Duration and Admission Intake

	Master's Program	Doctor's Program
Standard Length	2 years	3 years
Spring Enrollment	Start from April	
Fall Enrollment	Start from mid-September	

<https://www.shibaura-it.ac.jp/en/study/graduate/info.html>



Non-Degree Program

Course Taking Sandwich Program

The Course Taking Sandwich Program allows students to take courses at SIT while they are the students of the home university for 1 or 2 semesters (up to 1 academic year).

Features

- ▶ Over 200 English-based courses
- ▶ Wide range of study options in science and engineering fields
- ▶ Students may take courses from both the undergraduate and graduate levels, from any department, as long as you meet the prerequisites for each course.

Program Length


Spring Semester	April to July
Fall Semester	Mid-September to January

*Summer Break: July to mid-September

*Winter Break: Late-December to Early-January

Fees

- Admission fee and Tuition fee are waived for Partner Universities



https://www.shibaura-it.ac.jp/en/study/exchange_programs/sandwich.html

Research Exchange Program

The Research Exchange Program provides participants with the opportunity to pursue their research topics in a Japanese-style lab and culturally diverse vibrant academic/research environment.

Features

- ▶ Join the laboratory and be supervised by an SIT professor in the field of students' interest.
- ▶ Over 250 laboratory choices from the science and engineering fields.
- ▶ Flexible program duration choice

Applying Program

Generally, the participants choose the designated research project offered by SIT professor. If the participants don't meet the requirement of these projects, they can also look for the laboratory based on their interest.

Once the participants select a laboratory of interest, the SIT International Office will match them with a laboratory that is acceptable to them.



SIT matches applicants with the most suitable laboratories.

Fees

- Admission fee and Tuition fee are waived for Partner Universities



https://www.shibaura-it.ac.jp/en/study/exchange_programs/research.html

Non-Degree Program

Global Project Based Learning

Global PBL is an about 2 weeks program in which students from Japan and overseas partner universities working as tag teams will discuss and solve problems presented by professors, Japanese corporations, and organizations. SIT encourages students to be engaged in acquiring problem-solving capabilities, systems thinking, and systems management skills through this problem-solving experience.

Features

- Solve challenging real-world issues
- Gain hands-on project experience
- Network with other students and companies
- Enhance teamwork, communication, presentation, critical thinking, and problem solving skills



<https://www.shibaura-it.ac.jp/en/study/other/>



Support for Students

GLC Global Learning Commons

GLC is a community place for SIT students, faculties and staffs.

As a place for promoting the university's globalization efforts, we aim to provide an environment where people from diverse backgrounds, including international students from various countries, can interact and broaden their perspectives, while also offering a welcoming space for students to engage in self-study and relaxation.



OMIYA GLC

- Books and Materials
- Language and Information

- Classes and Events Based on Group Work
- Self-Study, Interaction, and Relaxation

TOYOSU GLC



Accommodations

Global Dormitory (Omiya campus)

SIT has an international student dormitory on the Omiya campus. This is a dormitory for International students and Japanese students. It is not only a place to live but also a community that encourages international exchanges.



Other Options

Even if students can't enroll in Global Dormitory nor TIEC, SIT international office will share with them the list of real estate agencies and the share houses so that the students can look for the residence based on their budget.

Shared House

Apartment

Home stay

Tokyo International Exchange Center (Toyosu campus)

TIEC is located at Odaiba area which is 20 min. far away from Toyosu campus, and provides a residence for graduate students, researchers and others from Japan and abroad. Only postgraduate students can move in. TIEC does not belong to SIT. The application must be submitted before the deadline.

<https://www.jasso.go.jp/en/ryugaku/kyoten/tiec/residence/index.html>



Voice from our international students

Innovative Global Program

One unique feature of the Innovative Global Program (IGP) is that we can begin working on our research work from the first year — something that most universities do not allow until the third year. In terms of course work, students are allowed to take courses in different fields to gain a comprehensive perspective. These factors make IGP the most unique and practical program that I know of.



Nadyanur Sathis Kanna Akshara
from India

Innovative Global Program
1st year student, Innovative Global Program, College of Engineering

Master's Program

I chose SIT, because it's one of the universities which has all the equipments I need for my research. Being a Master's student and attending some classes, there's a lot of work, so I think working with my professor is very nice because he is kind when asking helpful data for the assignments and he always gives you something which can help you to be motivated in our class. There's a lot of friends, we make many friends because SIT is an international school, which is a good thing to be here.



Emma Marie INGABIRE
from Rwanda

Master's Program (African Business Education (ABE) Initiative for Youth)
1st year student, Electrical Engineering and Computer Science, Graduate School

Course Taking Sandwich Program

I was chosen out of few students for this great opportunity, and I felt unique. Most unique thing for me was attending Labs. Because, me and other college students in Poland, we can't really attend Labs that time. So, it is a great opportunity to do my home research at SIT and my Professor helps me a lot. I believe that it's a great impression of the university and a great chance to undertake.



Maciej Gumulka
from Poland

Sandwich Program
Exchange student (home univ. / AGH University of Science and Technology)



https://www.shibaura-it.ac.jp/en/campus_life/university_life/voice/



Shibaura Institute of Technology
Office of International Services

TEL: +81-(0)3-5859-7140

E-mail: global-admission@ow.shibaura-it.ac.jp

www.shibaura-it.ac.jp/en

